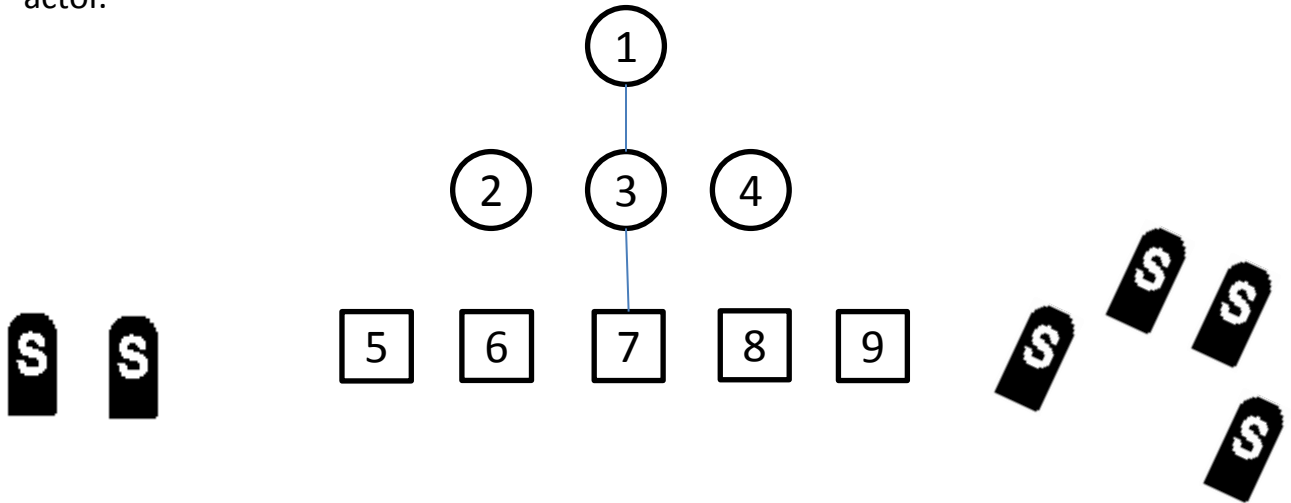


## Lane 1, Stage 1

Today's match is a tribute to John Wayne. This prolific actor, also known as Duke, enjoyed a career that spanned half a century. He was in 142 films, 83 of which were westerns. Each stage includes a quote attributed to this iconic actor.



10 Rifle  
10 Pistol  
4+ Shotgun

Staging: Rifle at A. Shotgun at B. Pistols holstered.

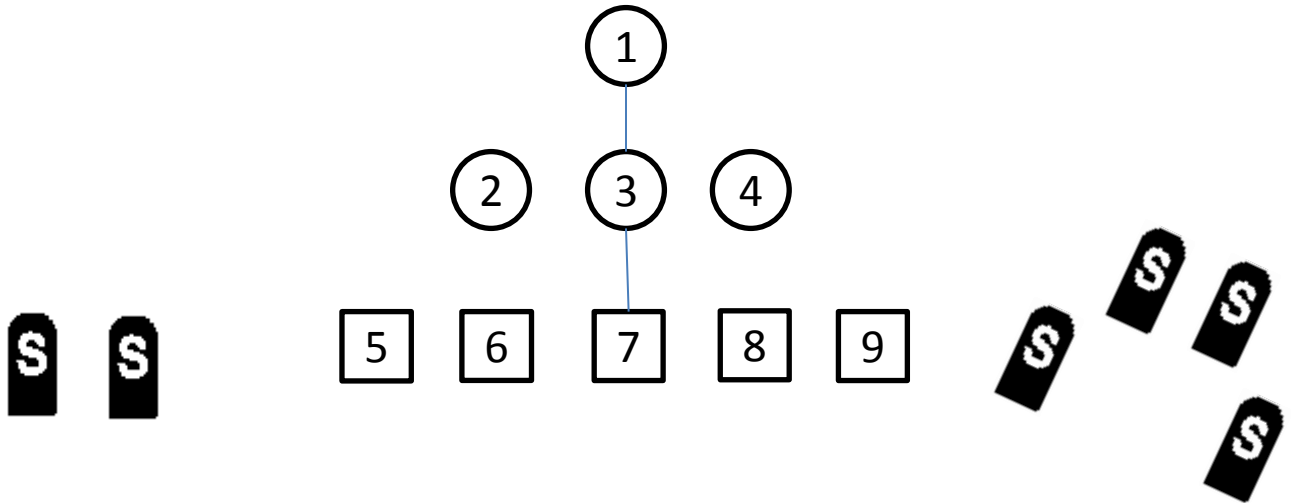
Starting Position: Shooter's choice to start with rifle or shotgun. Pistols must be last. Shooter starts with hands touching hat.

Quote: "Life is hard. It's harder if you're stupid".


Line: Life is hard.

ATB: With shotgun shoot the four shotgun targets on right, any order. Make shotgun safe at B. With rifle shoot 5,2,1,4,9,5,6,7,8,9. Make rifle safe at A. Move to rock and with pistols repeat rifle instructions.

## Lane 1, Stage 2



10 Rifle  
10 Pistol  
4+ Shotgun



Staging: Rifle at B. Shotgun at A. Pistols holstered.

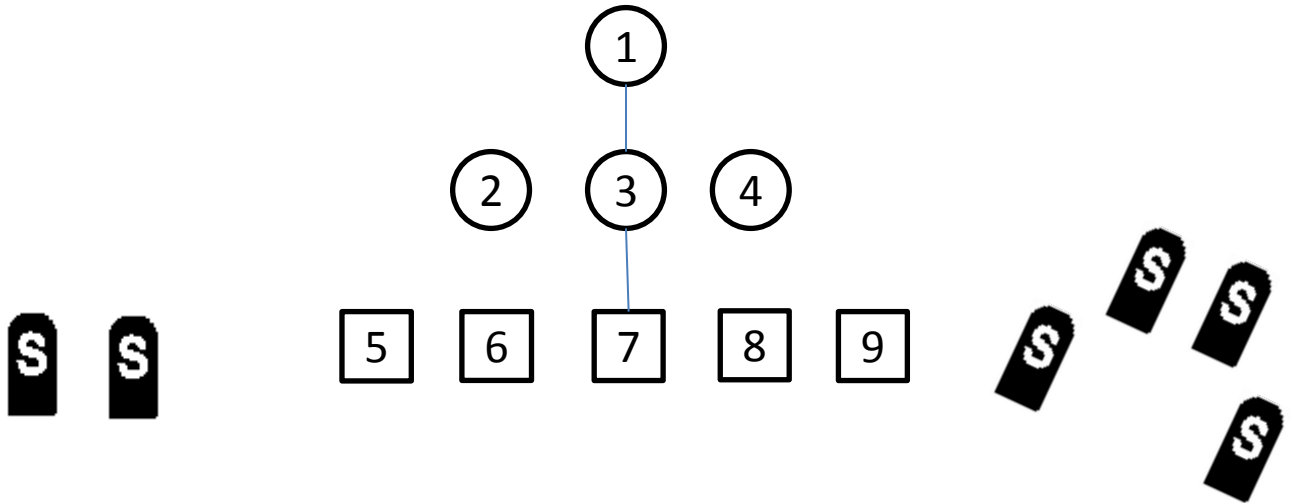
Starting Position: Shooter starts at A with hands touching the saddle.

Quote: "Courage is being scared to death, but saddling up anyway".

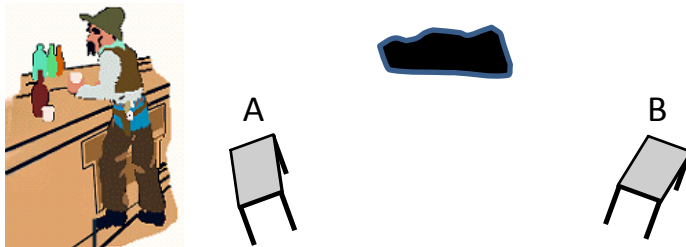
Line: Saddle up.

ATB: With shotgun shoot the two shotgun targets on the left, any order. Take shotgun to B and shoot any two of the shotgun targets on the right. Make shotgun safe at B. With rifle shoot all nine targets, any order, then 1 shot on 3. No double tap. Make rifle safe at B. Move to rock and with pistols repeat rifle instructions.

## Lane 1, Stage 3



9 Rifle  
10 Pistol  
4+ Shotgun



Staging: Rifle at A. Shotgun at B. Pistols holstered.

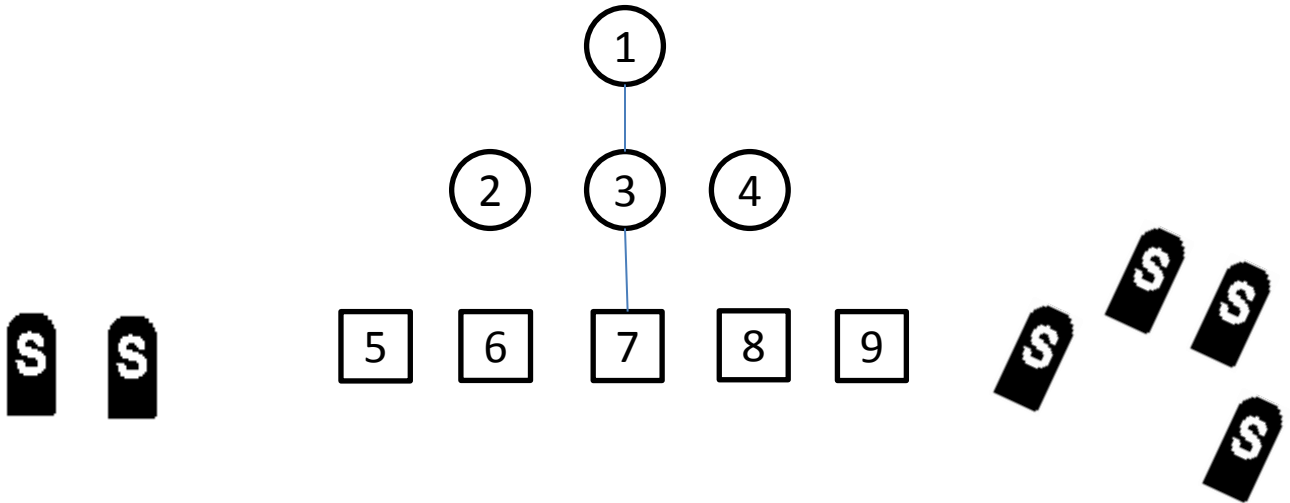
Starting Position: Shooter starts at A holding empty whiskey bottle with both hands.

Quote: "I'm here to kick ass and drink whiskey and pilgrim, I'm out of whiskey".

Line: I'm out of whiskey.

ATB: Drop empty whiskey bottle. With rifle shoot an Abilene sweep on the square targets, 5,6,6,7,7,7,8,8,9. Make rifle safe at A. Move to B and with shotgun shoot the four shotgun targets on the right side, any order. Make shotgun safe at B. Move to rock and with pistols shoot 5,6,7,8,9, then 9,8,7,6,5.

## Lane 1, Stage 4



10 Rifle  
10 Pistol  
6+ Shotgun

Staging: Rifle at B. Shotgun at A. Pistols holstered.

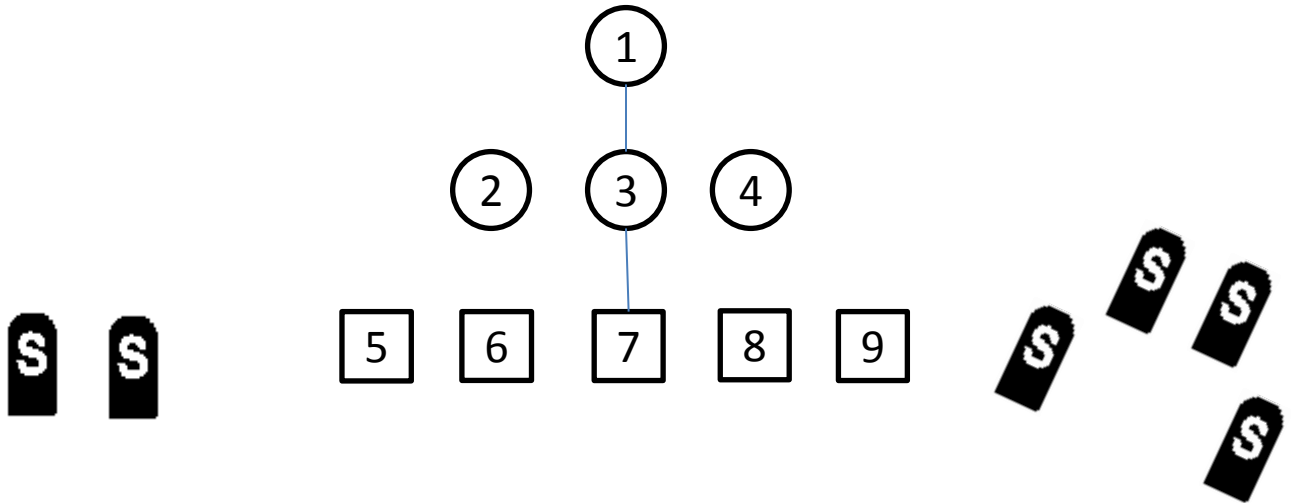
Starting Position: Shooter starts at A with hands flat on table.

Quote: "A man's got to do what a man's got to do".

Line: What a man's got to do.

ATB: With shotgun shoot the two shotgun targets on the left, any order. Take shotgun to B and shoot the four shotgun targets on the right, any order. Make shotgun safe at B. With rifle shoot 3,2,3,4,3, 7,6,7,8,7. Make rifle safe at B. Move to rock and with pistols repeat rifle instructions.

## Lane 1, Stage 5



10 Rifle  
10 Pistol  
4+ Shotgun

Staging: Rifle at A. Shotgun at B. Pistols holstered.

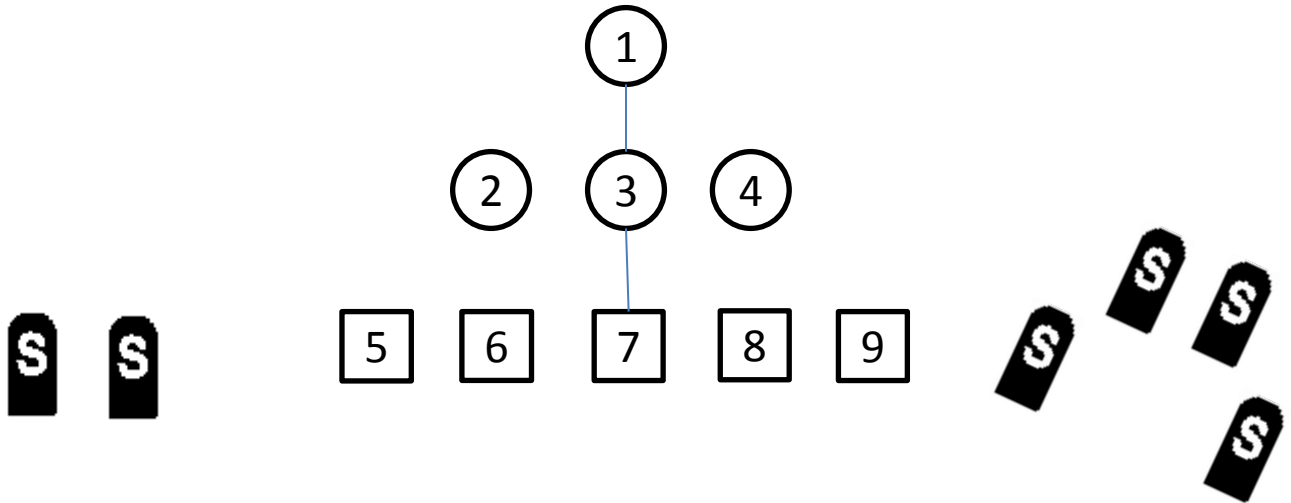
Starting Position: Shooter's choice to start with rifle or shotgun. Pistols must be last. Shooter starts with hands on pistol grips.

Quote: "Let's make some music".

Line: Let's make some music.

ATB: With shotgun shoot the two outside shotgun targets on the right side, then shoot the two inside targets. Make shotgun safe at B. With rifle shoot 1,3,7,6,5,1,3,7,8,9.. Make rifle safe at A. Move to rock and with pistols repeat rifle instructions.

## Lane 1, Stage 6



10 Rifle  
10 Pistol  
4+ Shotgun

Staging: Rifle and shotgun at A.

Starting Position: Shooter starts at A with hands at low surrender.

Quote: "I never trust a man that doesn't drink".

Line: Trust.

ATB: With shotgun shoot two shotgun targets on left, any order. Make shotgun safe at A. With rifle double tap square targets, any order. Make rifle safe at A. Take shotgun to B and shoot any two shotgun targets on the right. Make shotgun safe at B. Move to rock and with pistols shoot 1,1,3,7,7, and repeat.