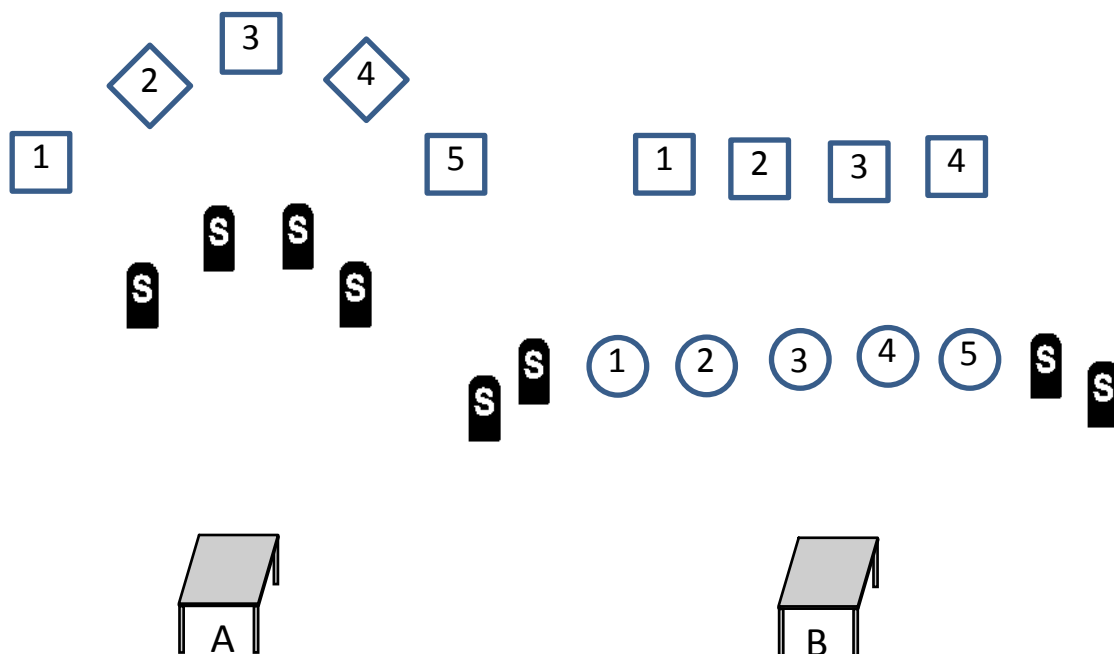


Lane 1, Stage 1



10 Rifle, 10 Pistol, 4+ Shotgun

Staging: Rifle at A. Shotgun at B.

Starting Position: Shooter starts at A with hands on hips.

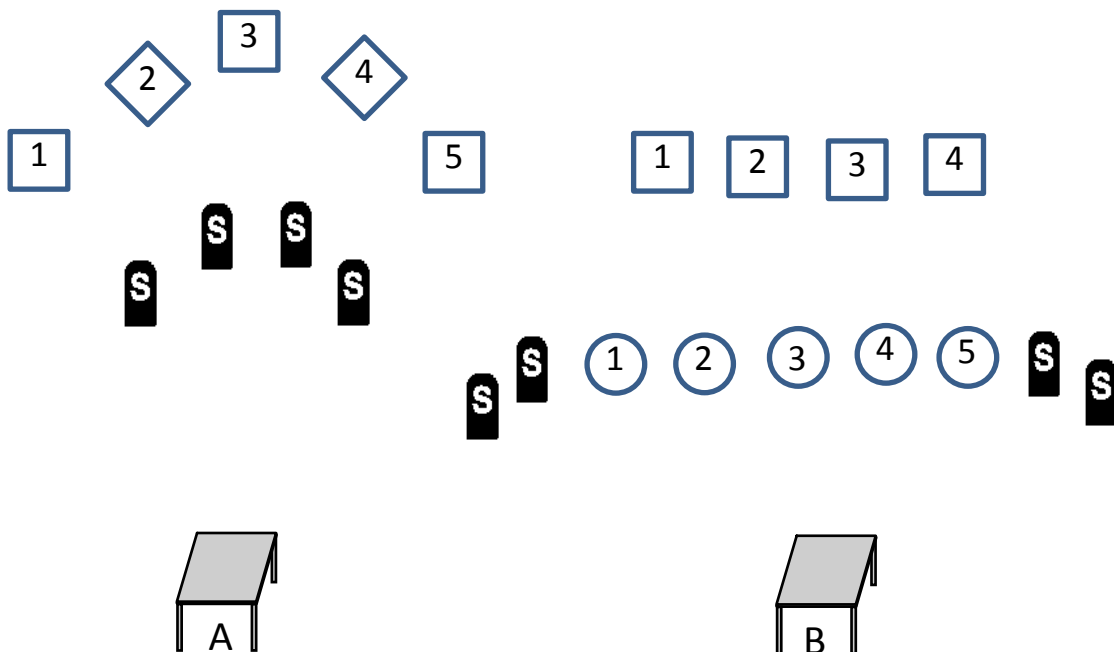
Line: Luck of the Irish.

ATB: With rifle shoot R1,3,5,2,4,1,3,5,2,4. Make rifle safe.

Move to B and with shotgun shoot the four shotgun targets. Make shotgun safe.

With pistols repeat rifle instructions.

Lane 1, Stage 2



10 Rifle, 10 Pistol, 4+ Shotgun

Staging: Rifle and shotgun at A.

Starting Position: Shooter starts at B with hands on pistol grips.

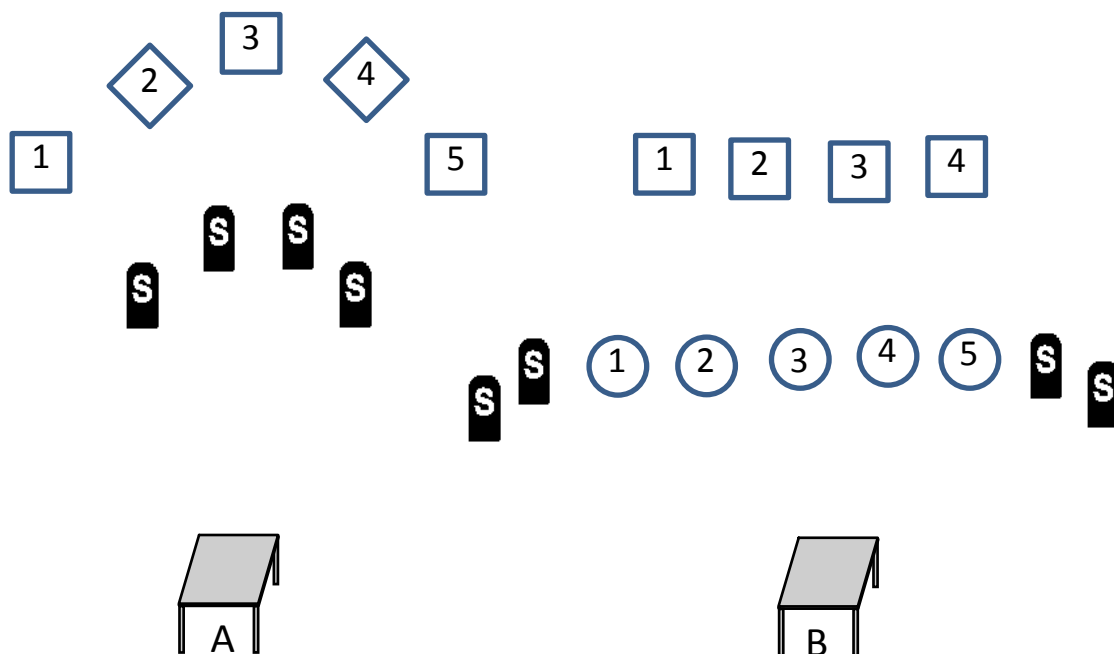
Line: Eat, drink, and be Irish.

ATB: With pistols double tap the five pistol targets.

Move to A and with rifle repeat pistol instructions. Make rifle safe.

With shotgun shoot the four shotgun targets.

Lane 1, Stage 3



10 Rifle, 10 Pistol, 4+ Shotgun

Staging: Rifle and shotgun staged at A.

Starting Position: Shooter starts at A with shotgun in hand.

Line: Erin Go Bragh. (Ireland Forever)

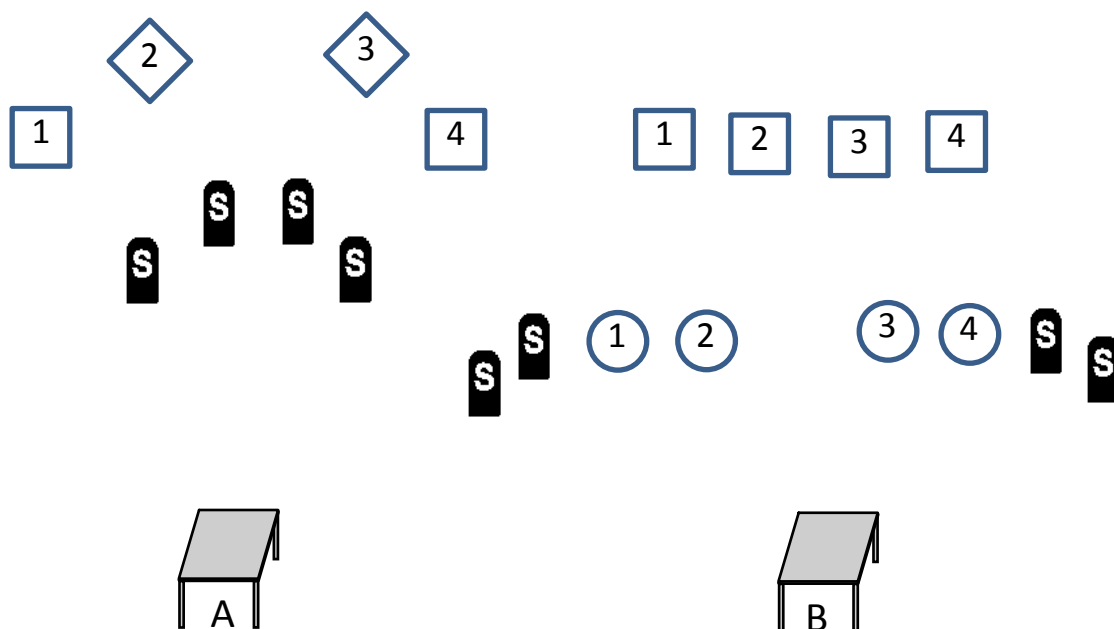
ATB: With shotgun shoot the four shotgun targets. Make shotgun safe.

With rifle shoot, from either end, single, triple, double, triple, single taps. (R1,2,2,2,3,3,4,4,4,5 OR R5,4,4,4,3,3,2,2,2,1). Make rifle safe.

Move to B and with pistols repeat rifle instructions.

* T.O. Remove R3 on left and P3 for stages 4,5, and 6.

Lane 1, Stage 4



10 Rifle, 10 Pistol, 6+ Shotgun

Staging: Rifle and shotgun staged at B.

Starting Position: Shooter starts at B with hands holding hat. Shooter's choice to start with either pistols or rifle.

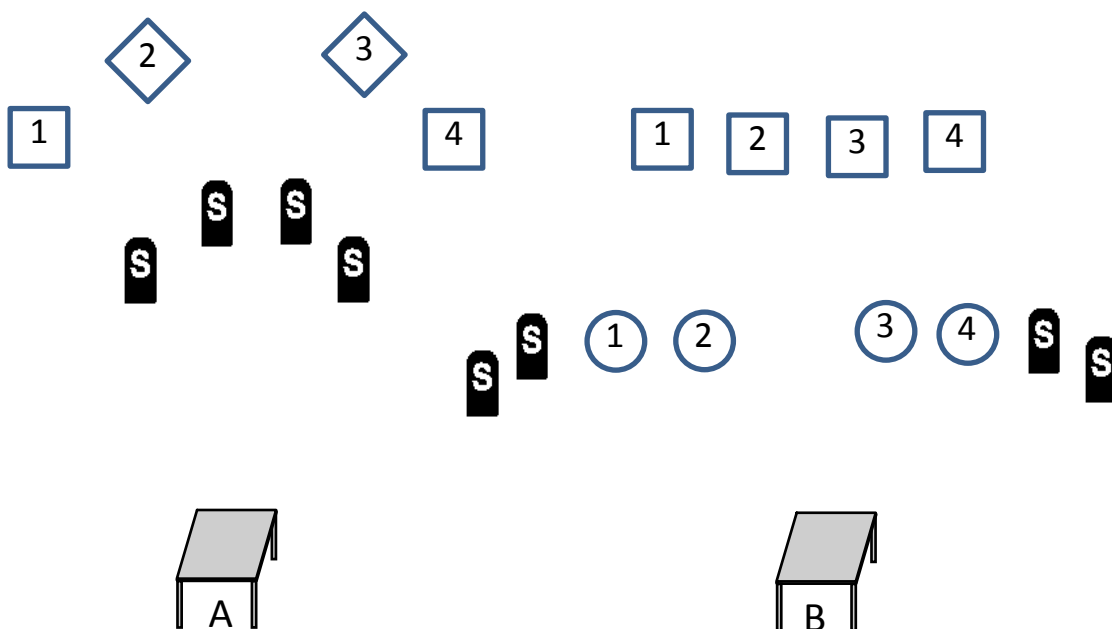
Line: Here's health to your enemies' enemies.

ATB: With rifle, Nevada sweep the four rifle targets from either end. Make rifle safe.

With pistols, repeat rifle instructions.

With shotgun shoot the four shotgun targets. Move to A and with shotgun shoot any two shotgun targets.

Lane 1, Stage 5



10 Rifle, 10 Pistol, 4+ Shotgun

Staging: Rifle at A. Shotgun at B.

Starting Position: Shooter starts at A with rifle in hand.

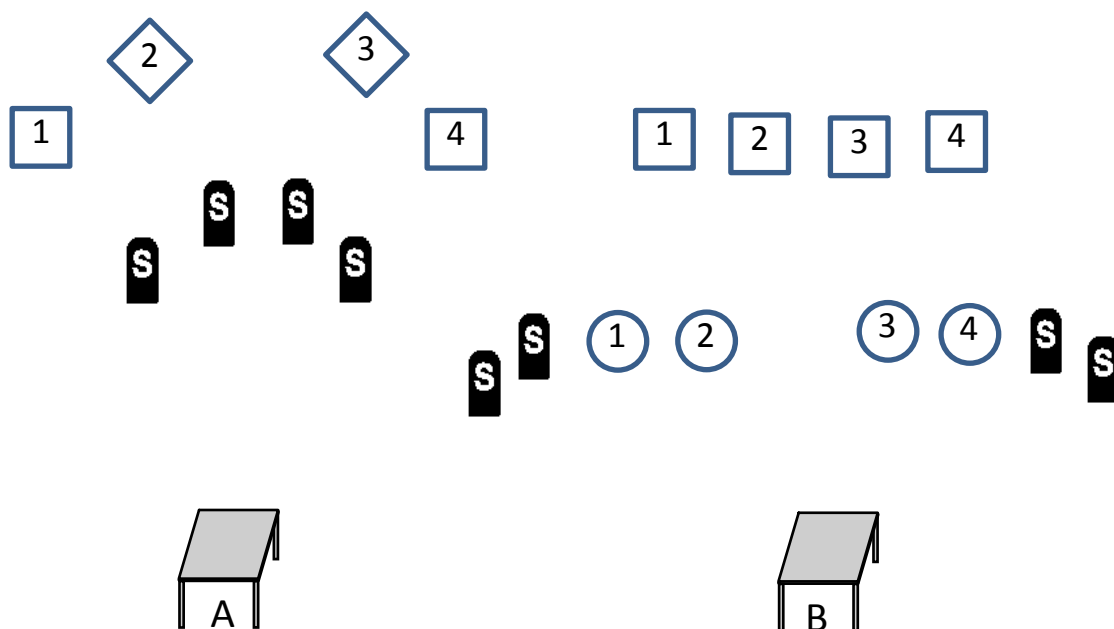
Line: Let the shenanigans begin.

ATB: With rifle shoot the square targets twice and the diamond targets three times. Make rifle safe.

Move to B and with pistols shoot each of the four targets at least twice.

With shotgun shoot the four shotgun targets.

Lane 1, Stage 6



10 Rifle, 10 Pistol, 4+ Shotgun

Staging: Rifle and shotgun staged at B. Shooter's choice to start with any gun. Rifle cannot be last.

Starting Position: Shooter starts with hands flat on table.

Line: Let's find that pot of gold.

ATB: With rifle shoot R1,2,2,3,4,4,3,2,2,1. Make rifle safe.

With pistols repeat rifle instructions.

With shotgun shoot the four shotgun targets.