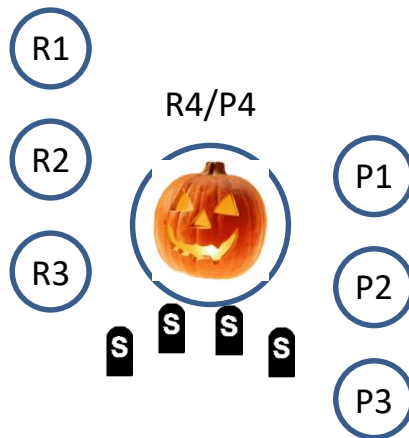


Lane 1, Stage 1



A

10 Rifle, 10 Pistol, 4+ Shotgun

Staging: Rifle and shotgun at A. Pistols holstered.

Starting Position: Shooter starts at A with hands on hips. Shooter's choice to start with any gun. Rifle cannot be last.

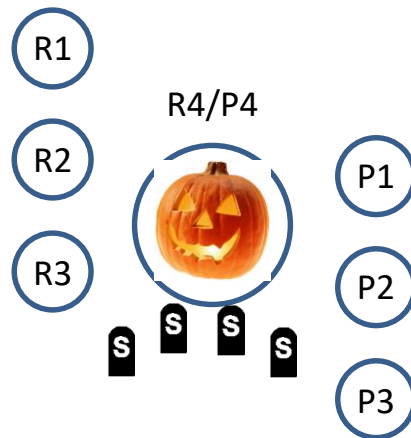
Line: How could anyone miss the Great Pumpkin.

ATB: With rifle, starting on the Great Pumpkin, alternate single taps on the Great Pumpkin with double taps on each of the three vertical rifle targets. e.g. R4,1,1,4,2,2,4,3,3,4. Make rifle safe.

With pistols repeat rifle instructions using the pistol targets.

With shotgun shoot the four shotgun targets.

Lane 1, Stage 2



10 Rifle, 10 Pistol, 4+ Shotgun

Staging: Rifle and shotgun at A. Pistols holstered.

Starting Position: Shooter starts at A with hands at low surrender, shoulder height. Shooter's choice to start with any gun. Rifle cannot be last.


Line: Blood donors needed, see the Count.

ATB: With rifle double tap each of the three vertical rifle targets, then shoot four rounds on the Great Pumpkin. Make rifle safe.

With pistols repeat rifle instructions using the pistol targets.

With shotgun shoot the four shotgun targets.

Lane 2, Stage 3



10 Rifle, 10 Pistol, 4+ Shotgun

Staging: Rifle at A. Shotgun at B. Pistols holstered.

Starting Position: Shooter starts at A with rifle in hand.


Line: Stop in for a spell.

ATB: With rifle, starting on Dunkin the Ghoul, alternate shots between the Ghoul and the Tombstone Rack. Misses on the Tombstone Rack do not count. Make rifle safe.

Move to B and with shotgun shoot the four shotgun targets. THEN, shoot the make up target for each tombstone left standing. Make shotgun safe.

Move to C and with pistols shoot a 1-3-1 sweep from either end and repeat from either end.

Lane 2, Stage 4



10 Rifle, 10 Pistol, 4+ Shotgun

Staging: Rifle at A. Shotgun at B. Pistols holstered.

Starting Position: Shooter starts at A with hands touching hat.

Line: Happy Haunting.

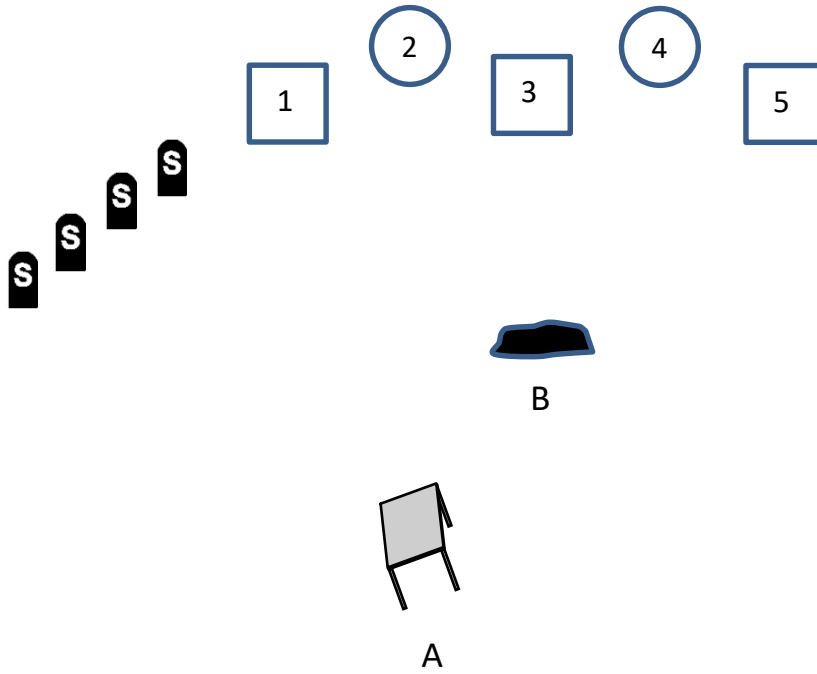

ATB: With rifle alternate double taps between the R target and Dunkin the Ghoul, starting on either target. Make rifle safe.

Move to B and with shotgun shoot the four shotgun targets. Make shotgun safe.

Move to C and with pistols alternate double taps between the two circle targets.



Lane 3, Stage 5



10 Rifle, 10 Pistol, 4+ Shotgun

Staging: Rifle and shotgun at A. Pistols holstered.

Starting Position: Shooter starts at A with arms across chest. Shooter's choice to start with either rifle or shotgun.

Line: Vote early and vote often.

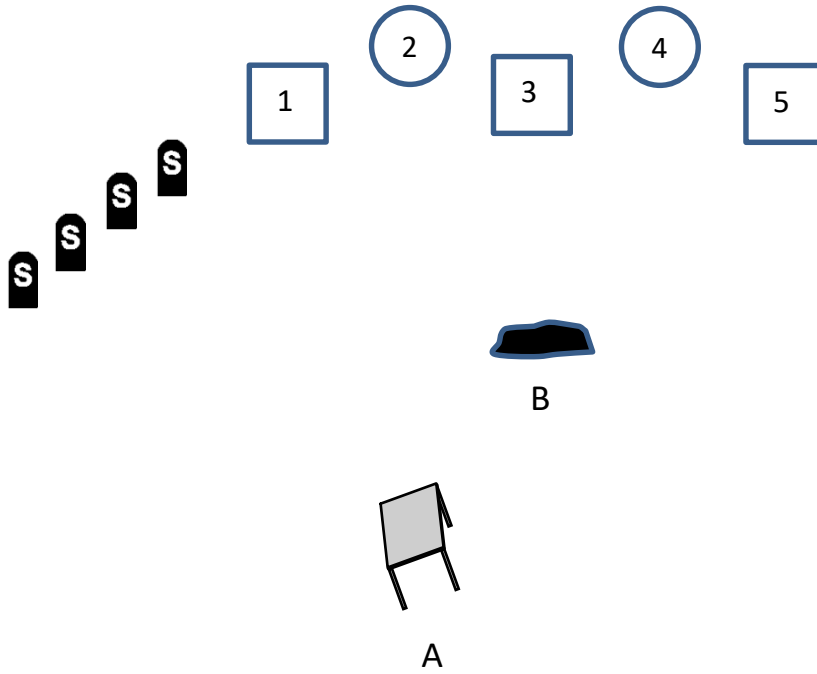

ATB: With rifle, starting on the ballot box, center target, shoot a five round Nevada sweep to the left. Then, again starting on the center target, shoot a five round Nevada sweep to the right. R3,2,1,2,3,3,4,5,4,3. Make rifle safe.

With shotgun shoot the four shotgun targets. Make shotgun safe.

Move to B and with pistols repeat rifle instructions.



Lane 3, Stage 6



10 Rifle, 10 Pistol, 4+ Shotgun

Staging: Rifle and shotgun at A. Pistols holstered.

Starting Position: Shooter starts at A with shotgun in hand.

Line: Get out the vote.

ATB: With shotgun shoot the four shotgun targets. Make shotgun safe.

With rifle double tap the two circles, THEN double tap the three squares. Make rifle safe.

Move to B and with pistols repeat rifle instructions.