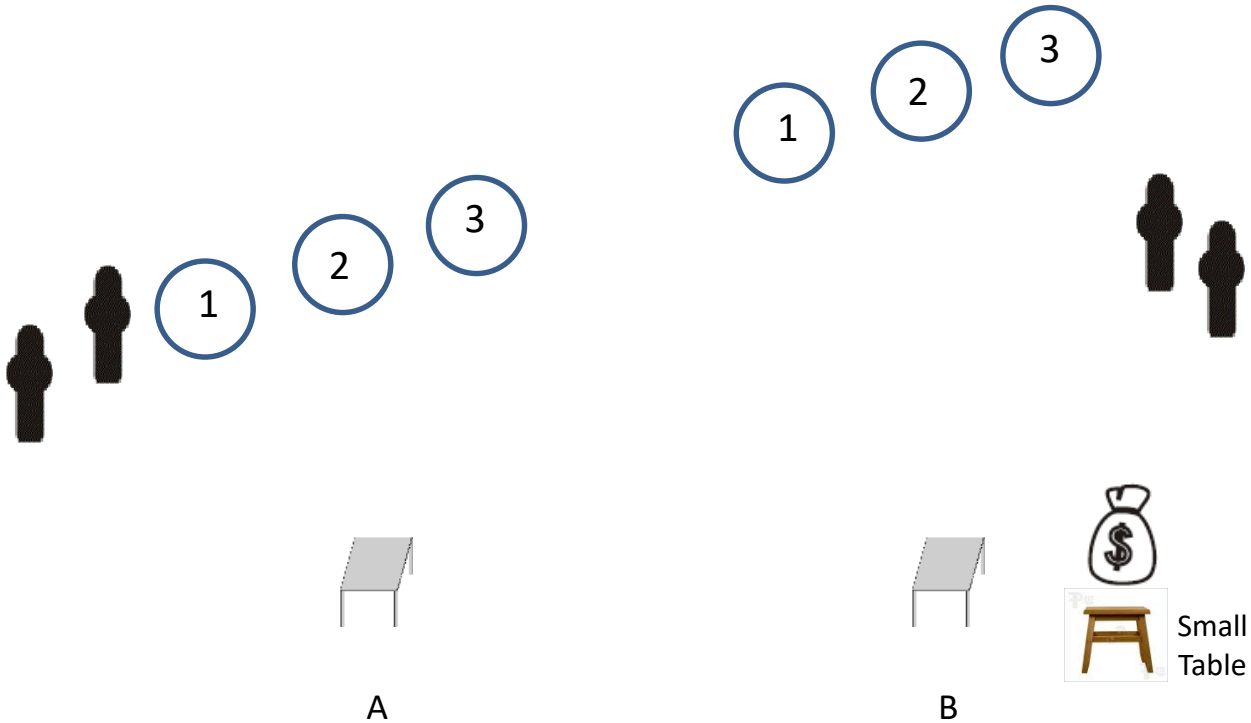



Lane 1, Stage 1



10 Rifle, 10 Pistol, 4+ Shotgun

Staging: Rifle and shotgun at B. Pistols holstered.

Starting Position: Shooter starts at small table with both hands touching the money bag. Shooter is standing behind the small table facing down range.

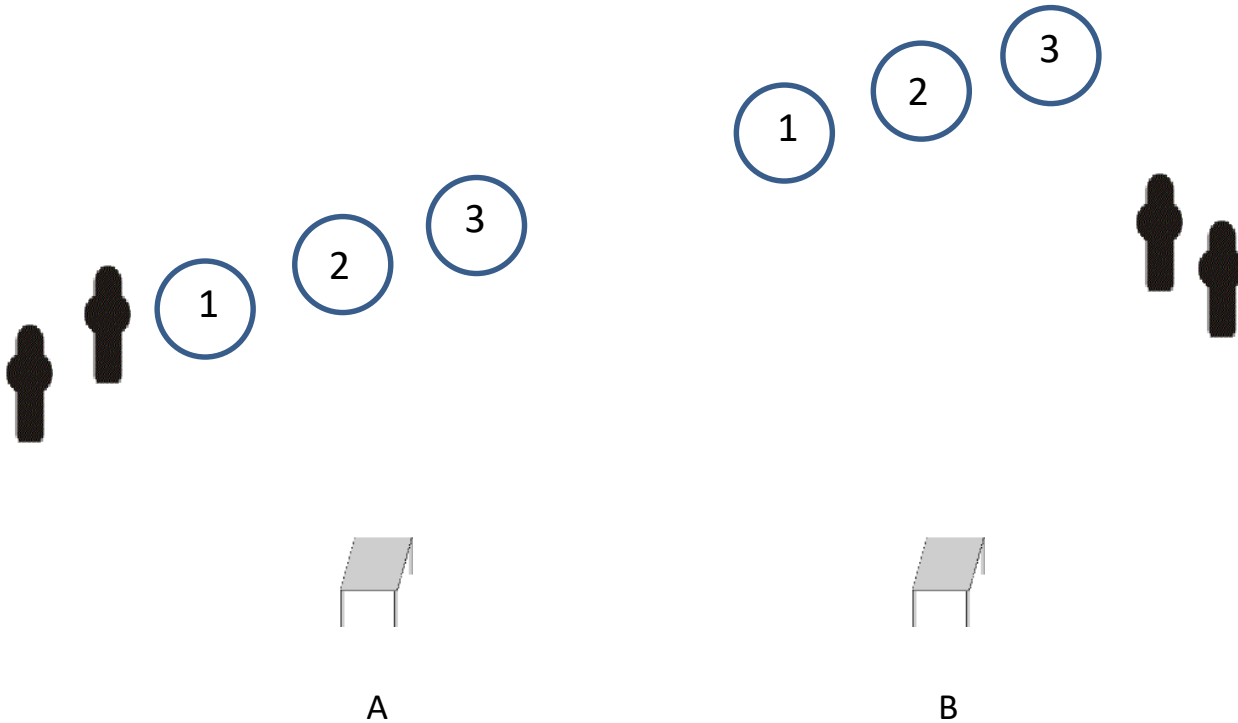

Line: Bah, Humbug !

ATB: Move to B and with rifle single tap the center target and then double tap the outside targets, and repeat. Sequence does not need to be the same. Make rifle safe.

With shotgun shoot the two snowmen. Safely move to A and shoot the two snowmen. Make shotgun safe.

With pistols repeat rifle instructions.

Lane 1, Stage 2



10 Rifle, 10 Pistol, 4+ Shotgun

Staging: Shotgun at A. Rifle at B. Pistols holstered

Starting Position: Shooter starts at A with hands on pistol grips.

Line: Ghost of Christmas past.

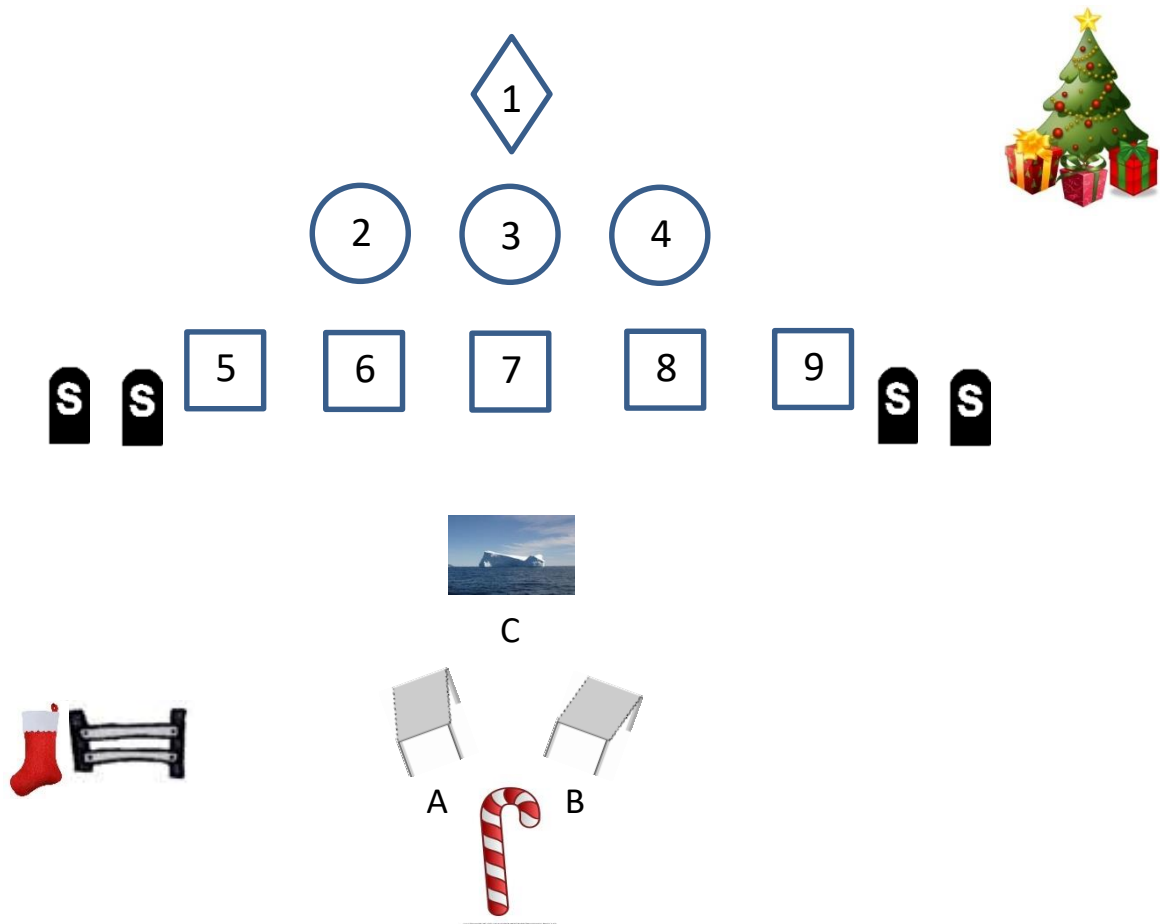
ATB: With pistols double tap Nevada Sweep starting and ending on the center target.
(P2,2,1,1,2,2,3,3,2,2 or P2,2,3,3,2,2,1,1,2,2).

With shotgun shoot the two snowmen. Take shotgun to B and make safe.

With rifle repeat pistol instructions. Make rifle safe.

With shotgun shoot the two snowmen.

Lane 2, Stage 3



10 Rifle, 10 Pistol, 4+ Shotgun

Staging: Rifle and shotgun at A or B. Pistols holstered.

Starting Position: Shooter starts with both hands touching the candy cane.

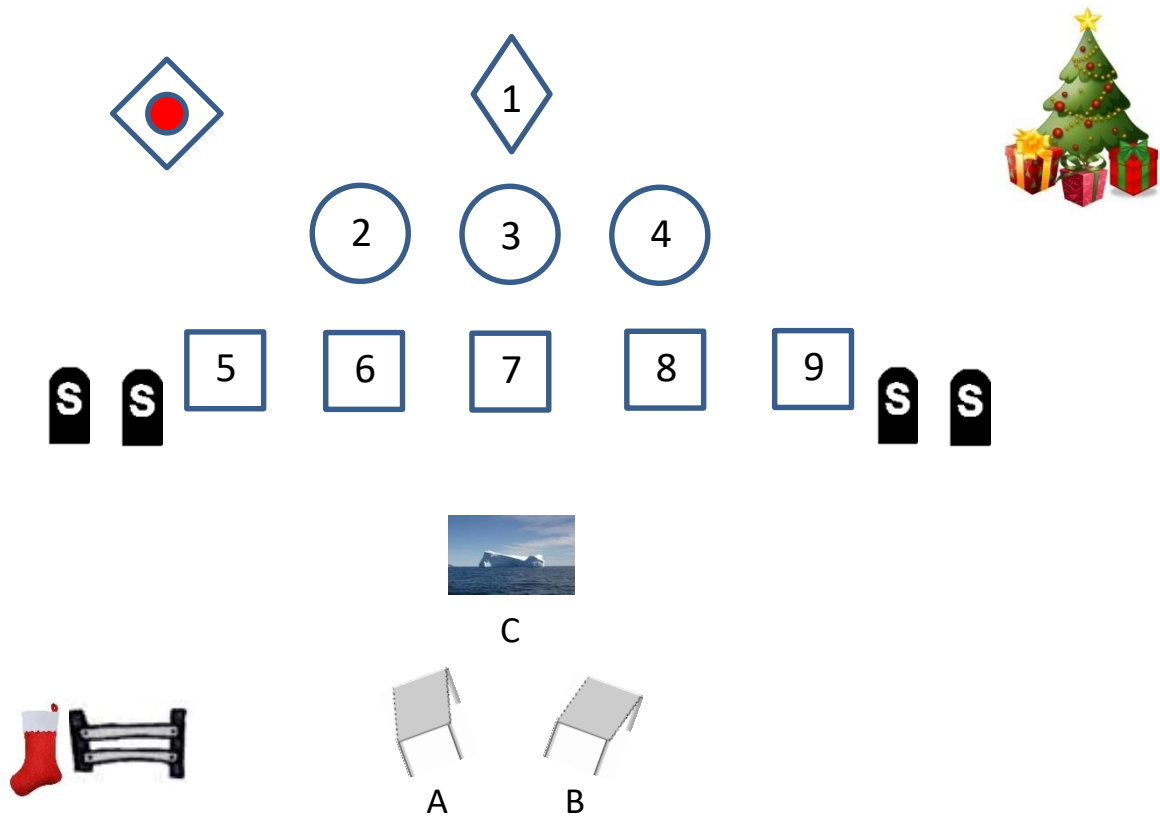
Line: Don't get your tinsel in a tangle.

ATB: Move to A or B and with shotgun shoot the four shotgun targets. Make shotgun safe.

With rifle single tap each of the nine targets and shoot the diamond star, target 1, twice, any order. Double tap OK. Make rifle safe.

Move to the snow pile and with pistols repeat rifle instructions.

Lane 2, Stage 4



10 Rifle, 10 Pistol, 4+ Shotgun

Staging: Rifle and shotgun at A or B. Pistols holstered.

Starting Position: Shooter starts at A or B with rifle in hand.

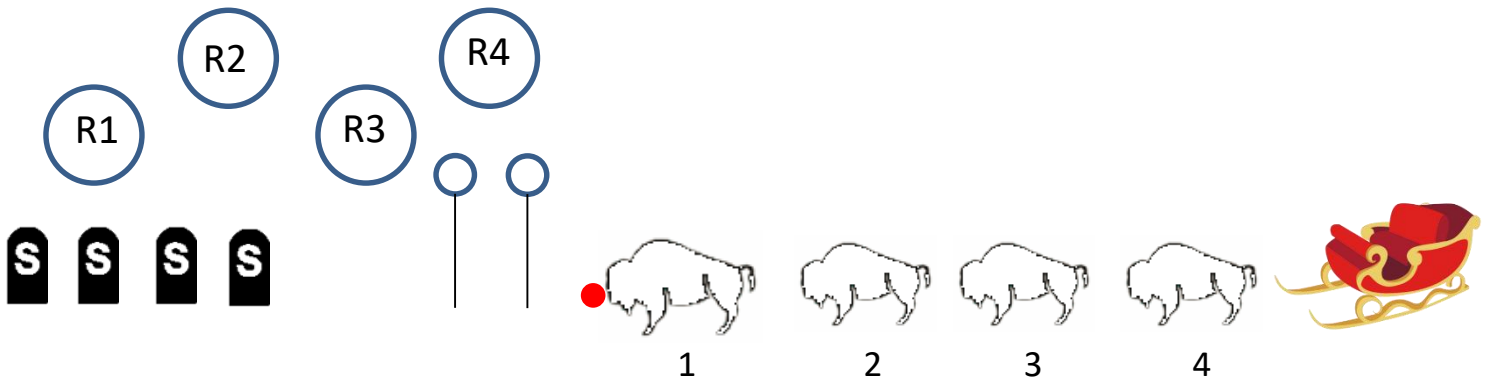
Line: Oh Christmas tree.

ATB: With rifle shoot an Abilene Sweep on the three circle targets, 2,3, and 4, starting from either end. One shot on the 1st target, two shots on the 2nd target, 3 shots on the 3rd target, 2 shots on the 2nd target, and 1 shot on the 1st target and the 10th shot on the five second bonus target, the holly berry. (2,3,3,4,4,4,3,3,2,Bonus or 4,3,3,2,2,2,3,3,4,Bonus). A miss is not a miss on the bonus. Make rifle safe.

With shotgun shoot the four shotgun targets. Make shotgun safe.

Move to the snow bank and with pistols repeat rifle instructions, except with 10th round shoot the center target.

Lane 3, Stage 5



A



B



10 Rifle, 10 Pistol, 4+ Shotgun

Staging: Rifle and shotgun at A. Pistols holstered.

Starting Position: Shooter starts at the North Pole with one hand touching pole and one foot touching base of North Pole.

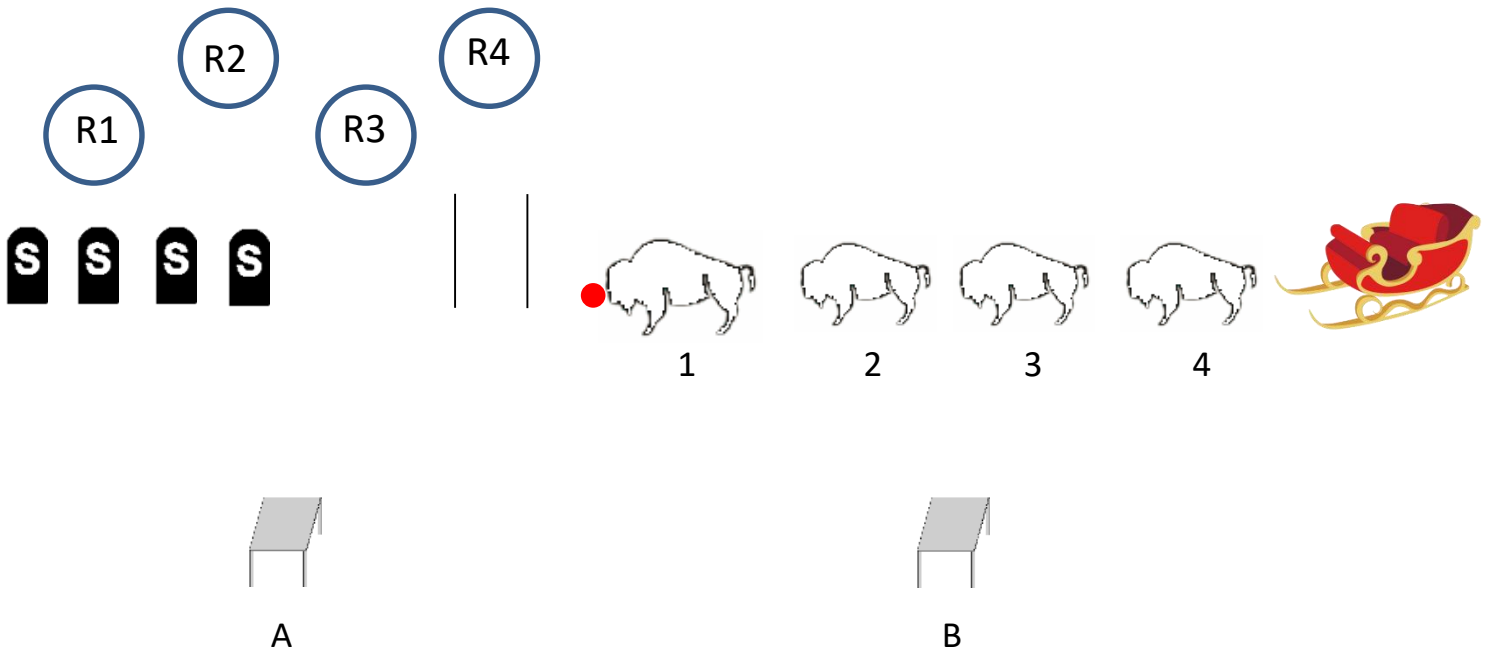
Line: A very shiny nose.

ATB: Move to B and with pistols double tap the reinbuffalo on the left, target 1, and then single tap the other three targets in a sweep from left to right, and repeat. (P1.1.2.3.4.1.1.2.3.4).

Move to A and with rifle repeat pistol instructions. (R1,1,2,3,4,1,1,2,3,4). Make rifle safe.

With shotgun shoot any two shotgun targets and the two snowballs.

Lane 3, Stage 6



10 Rifle, 10 Pistol, 4+ Shotgun

Staging: Rifle and shotgun at A. Pistols holstered.

Starting Position: Shooter starts at A with shotgun in hand.

Line: Cleared for take off.

ATB: With shotgun shoot the four shotgun targets. Make shotgun safe.

With rifle shoot a regressive sweep starting from either end. (R1,1,1,1,2,2,2,3,3,4 or R4,4,4,4,3,3,3,2,2,1). Make rifle safe.

Move to B and with pistols repeat rifle instructions.